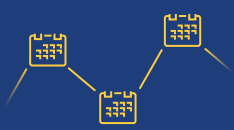


FANNIN COUNTY

Housing Market Stats | June 2024

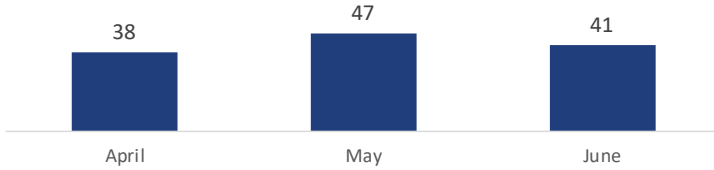


3 MONTH TREND

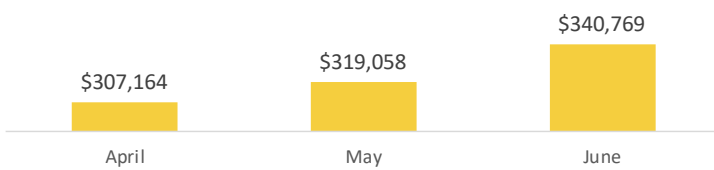
CURRENT MONTH



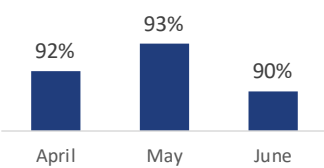
SALES



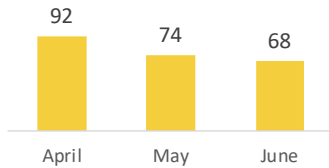
AVERAGE PRICE



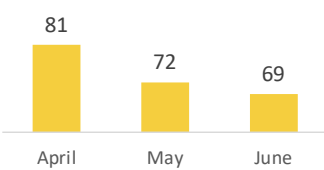
SOLD-TO-LIST PRICE



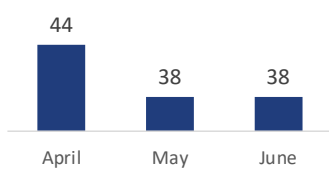
DAYS ON MARKET



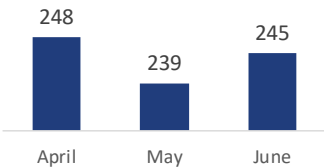
NEW LISTINGS



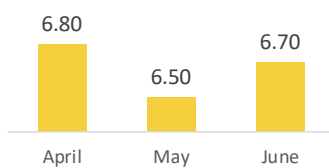
PENDING SALES



ACTIVE LISTINGS



MONTHS INVENTORY



METRIC

JUNE

CHANGE [Year Ago]

New Listings

69

-8%

Pending Sales

38

-28%

Sales

41

-20%

Average Price

\$340,769

3%

Sold-To-List Price

90%

-1%

Days On Market

68

-9%

Active Listings

245

6%

Months Inventory

6.7

12%

Contact your **OLD REPUBLIC TITLE SALES REPRESENTATIVE** to receive these and other DFW area market stats.

Single-Family Properties | Data Source: NTRIS