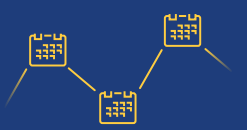


# PARKER COUNTY

## Housing Market Stats | June 2024

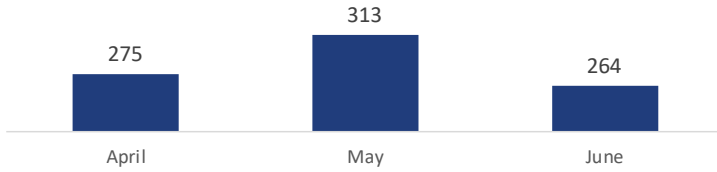


### 3 MONTH TREND

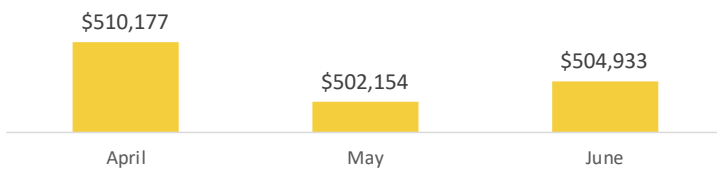
### CURRENT MONTH



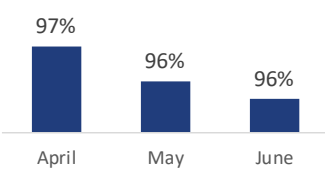
#### SALES



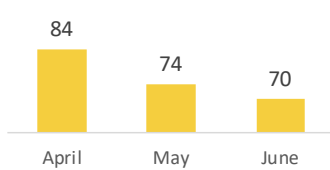
#### AVERAGE PRICE



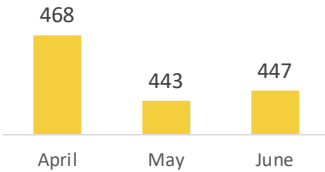
#### SOLD-TO-LIST PRICE



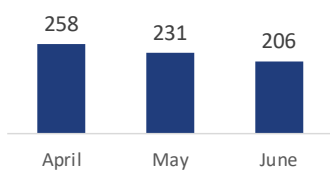
#### DAYS ON MARKET



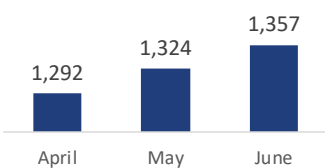
#### NEW LISTINGS



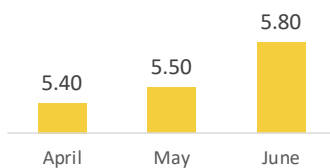
#### PENDING SALES



#### ACTIVE LISTINGS



#### MONTHS INVENTORY



METRIC	JUNE	CHANGE [Year Ago]
New Listings	447	-9%
Pending Sales	206	-34%
Sales	264	-12%
Average Price	\$504,933	5%
Sold-To-List Price	96%	-0%
Days On Market	70	11%
Active Listings	1,357	10%
Months Inventory	5.8	21%

Contact your **OLD REPUBLIC TITLE SALES REPRESENTATIVE** to receive these and other DFW area market stats.

Single-Family Properties | Data Source: NTRDIS