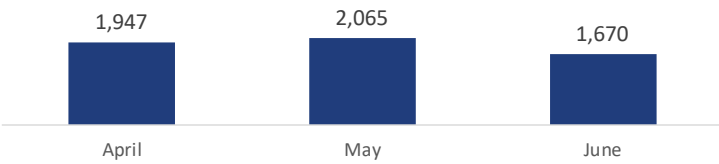
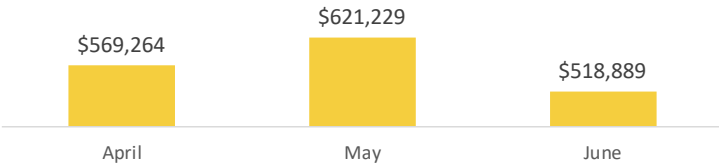
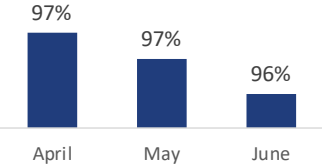
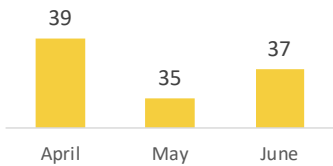
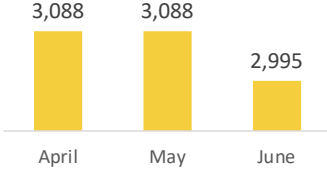
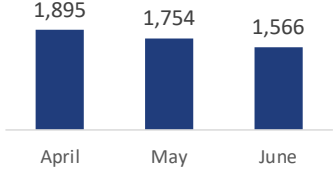
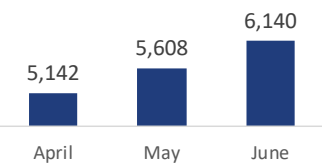
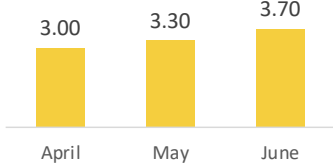


DALLAS COUNTY

Housing Market Stats | June 2024


3 MONTH TREND
CURRENT MONTH

SALES

AVERAGE PRICE

SOLD-TO-LIST PRICE

DAYS ON MARKET

NEW LISTINGS

PENDING SALES

ACTIVE LISTINGS

MONTHS INVENTORY

METRIC
JUNE
CHANGE [Year Ago]
New Listings
2,995
6%
Pending Sales
1,566
-22%
Sales
1,670
-21%
Average Price
\$518,889
-4%
Sold-To-List Price
96%
-2%
Days On Market
37
23%
Active Listings
6,140
49%
Months Inventory
3.7
61%

Contact your **OLD REPUBLIC TITLE SALES REPRESENTATIVE** to receive these and other DFW area market stats.

Single-Family Properties | Data Source: NTRDIS