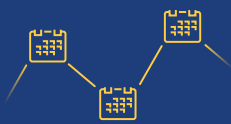


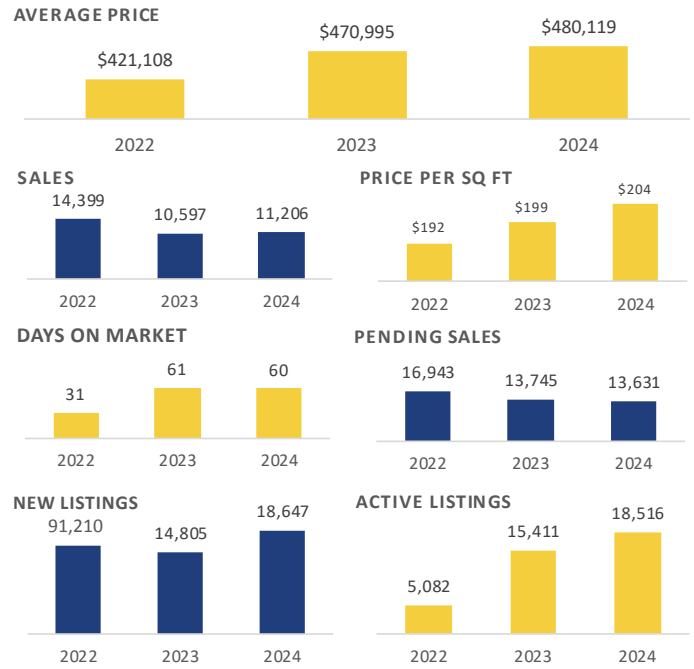
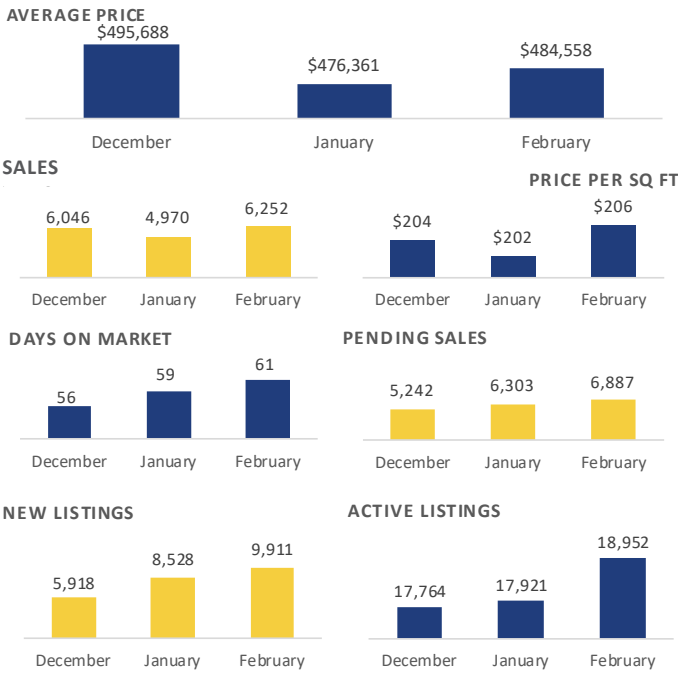
DALLAS-FORT WORTH

Housing Market Stats | February 2024



3 MONTH TREND

3 YEAR TREND



CURRENT MONTH

METRIC	FEBRUARY	CHANGE [Year Ago]
Sales	6,252	-1%
Average Price	\$484,558	3%
Price Per Sq Ft	\$206	3%
Days On Market	61	-3%
Pending Sales	6,887	0%
New Listings	9,911	37%
Active Listings	18,952	28%

YEAR-TO-DATE

METRIC	FEBRUARY	CHANGE [Year Ago]
Sales	11,206	5%
Average Price	\$480,119	2%
Price Per Sq Ft	\$204	3%
Days On Market	60	-2%
Pending Sales	13,631	-1%
New Listings	18,647	24%
Active Listings	18,516	20%

Contact your **OLD REPUBLIC TITLE SALES REPRESENTATIVE** to receive these and other DFW area market stats.
Single-Family Properties | Data Source: NTRDIS