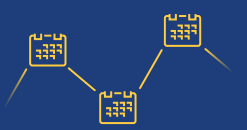


COLLIN COUNTY

Housing Market Stats | June 2024

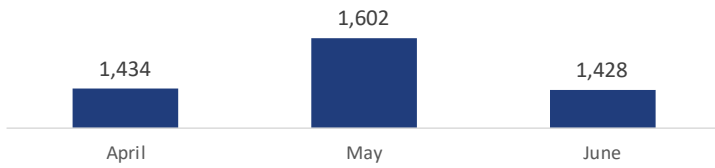


3 MONTH TREND

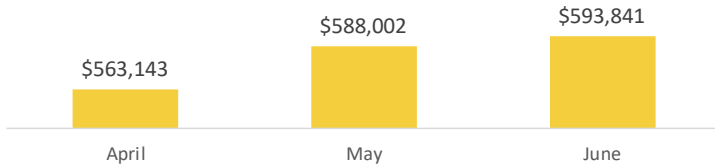
CURRENT MONTH



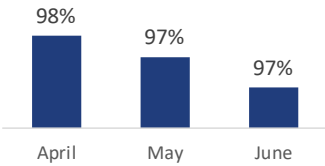
SALES



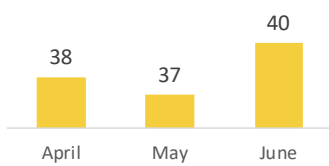
AVERAGE PRICE



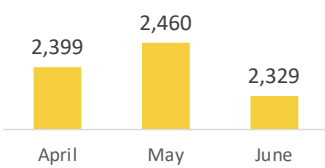
SOLD-TO-LIST PRICE



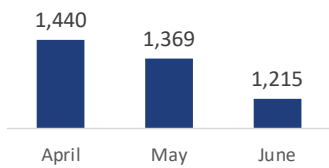
DAYS ON MARKET



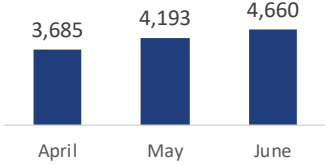
NEW LISTINGS



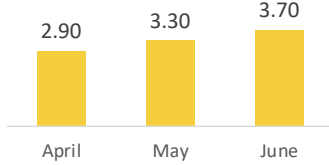
PENDING SALES



ACTIVE LISTINGS



MONTHS INVENTORY



METRIC

JUNE

CHANGE [Year Ago]

New Listings

2,329

9%

Pending Sales

1,215

-14%

Sales

1,428

-9%

Average Price

\$593,841

-2%

Sold-To-List Price

97%

-1%

Days On Market

40

11%

Active Listings

4,660

58%

Months Inventory

3.7

54%

Contact your **OLD REPUBLIC TITLE SALES REPRESENTATIVE** to receive these and other DFW area market stats.

Single-Family Properties | Data Source: NTRDIS