












REMOTE EARNEST MONEY DEPOSITS

**SAFELY AND SECURELY
 THROUGH ZOCCAM®**

Fees may apply. Not available in all states.

HERE'S HOW!

- ①  To get started, visit <https://send.zoccam.com/home/escrow-deposit/10>. Simply click the link or copy and paste it into your preferred browser. You can also download ZOCCAM from the App Store or Google Play.*
- ②  Sign up or log in.
- ③  Select Earnest Money/Deposit.
- ④  Choose **Old Republic Title** as your title company of choice.

- ⑤  Select the branch you want the funds sent to.
- ⑥  Enter all required information: Property Address, Check Amount, Buyer & Seller Contact Information, email.
- ⑦  Write the escrow number on the check before capturing.
- ⑧  Capture the front and back of your check. Use a dark flat surface that is well lit to provide the best image of the check.
- ⑨  Funds will be delivered to **Old Republic Title** electronically. Email notifications will be sent to all parties involved in the transaction.

For more information, please contact your local Old Republic Title representative, or visit our website at **oldrepublictitle.com**.



**Visit the ZOCCAM
 Website Today and
 Download the App!**